

STUDENT GUIDE

Albanian Science & Engineering Fair

LOG IN



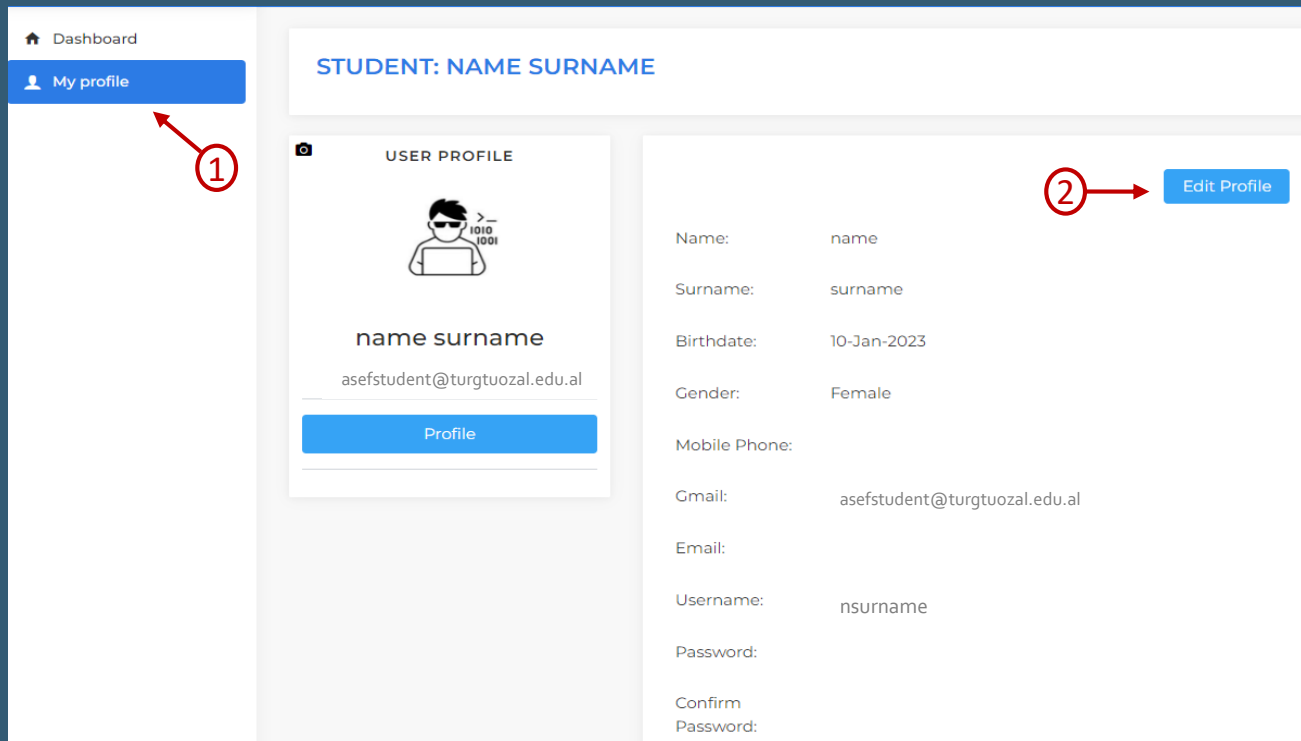
- ▶ Log in at <https://asef.al/>

Login

 [Forgot password?](#)
Do not have an account in Asef portal?

PROFILE

1. To View your profile, click on the My Profile tab
2. To edit your profile click the Edit Profile button
3. After editing the data, click the Save button



Dashboard

My profile

STUDENT: NAME SURNAME

USER PROFILE

name surname

asefstudent@turgtuozal.edu.al

Profile

Name: name

Surname: surname

Birthdate: 10-Jan-2023

Gender: Female

Mobile Phone:

Gmail: asefstudent@turgtuozal.edu.al

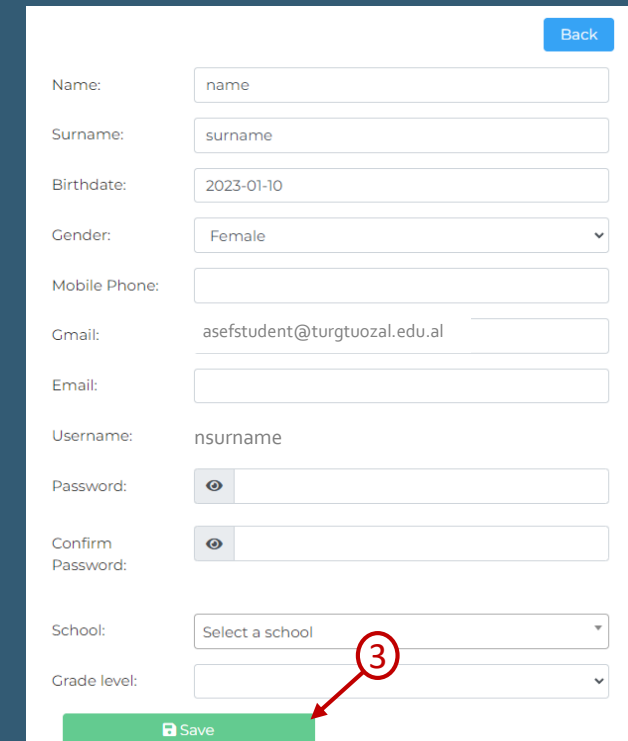
Email:

Username: nsurname

Password:

Confirm Password:

Edit Profile



Back

Name:

Surname:

Birthdate:

Gender:

Mobile Phone:

Gmail:

Email:

Username: nsurname

Password:

Confirm Password:

School:

Grade level:

Save

DASHBOARD

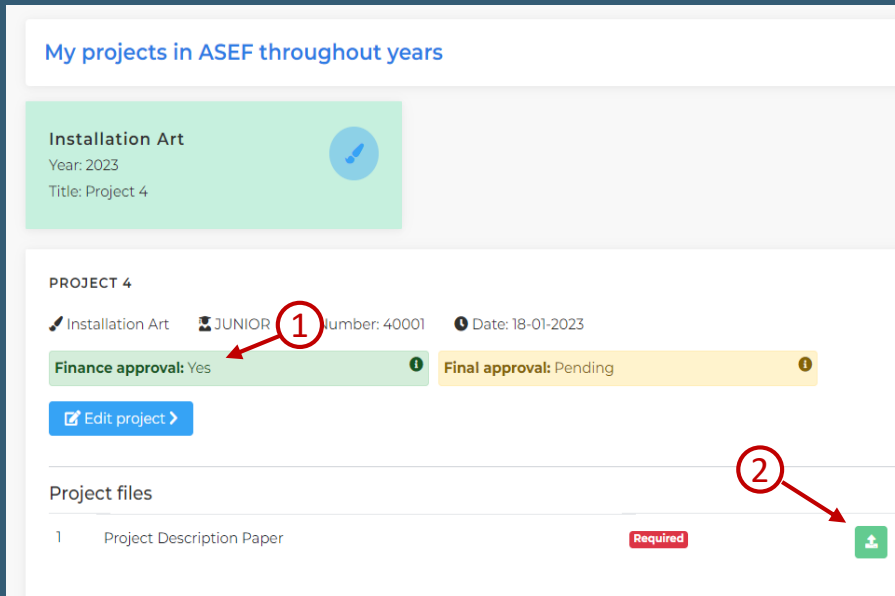


- ▶ The student dashboard includes project details and looks like below.
- ▶ To upload project files, you must wait for the finance approval (1)

The screenshot shows the ASEF 2023 student dashboard. At the top, there is a blue header with "ASEF - 2023" and navigation icons. A left sidebar contains "Dashboard" and "My profile". The main content area is titled "My projects in ASEF throughout years" and features a green card for "Installation Art" (Year: 2023, Title: Project 4). Below this, the details for "PROJECT 4" are shown, including "Installation Art", "JUNIOR", "Number: 40001", and "Date: 18-01-2023". A yellow status bar indicates "Finance approval: Pending" and "Final approval: Pending", with a red circle and arrow pointing to the "1" in "Pending". An "Edit project" button is visible. The "Project files" section lists "Project Description Paper" as "Required" and "Not approved". The "Details" section includes input fields for "School: School Name", "Students: Name Surname", and "Supervisor: Name Surname".

PROJECT FILES

- ▶ Once the Finance Approval is given (1), you can upload the project files (2) by:
 1. Clicking the select file button (3)
 2. Select the file from your computer
 3. Click the submit button (4)



My projects in ASEF throughout years

Installation Art
Year: 2023
Title: Project 4

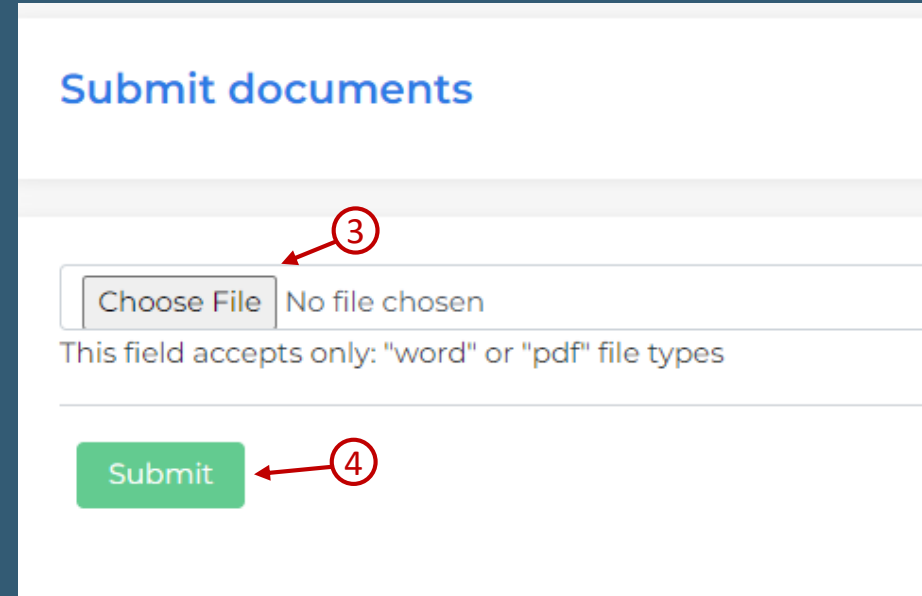
PROJECT 4
Installation Art JUNIOR Number: 40001 Date: 18-01-2023

Finance approval: Yes Final approval: Pending

Edit project

Project files

1	Project Description Paper	Required	Upload
---	---------------------------	----------	--------



Submit documents

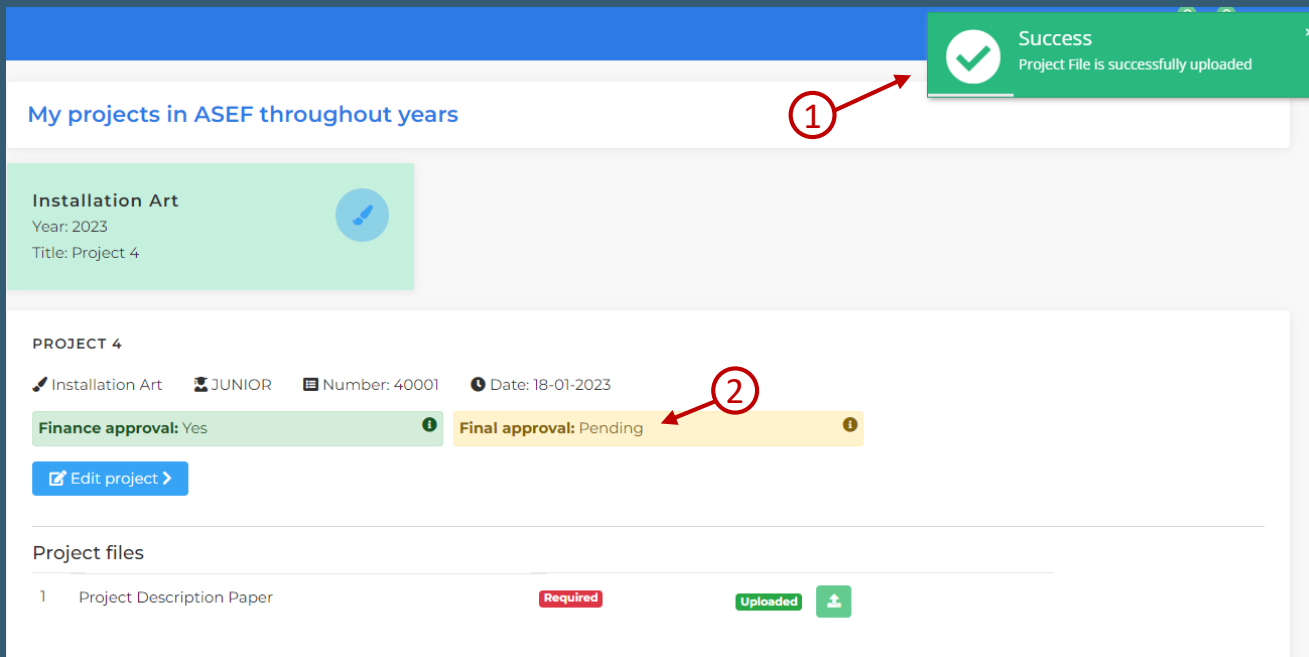
Choose File No file chosen

This field accepts only: "word" or "pdf" file types

Submit

FINAL APPROVAL

- ▶ After you have uploaded the project files (1), you must wait for Final approval from your supervisor (2)
- ▶ After the supervisor has given the Final approval (3), your project is ready



Success
Project File is successfully uploaded

My projects in ASEF throughout years

Installation Art
Year: 2023
Title: Project 4

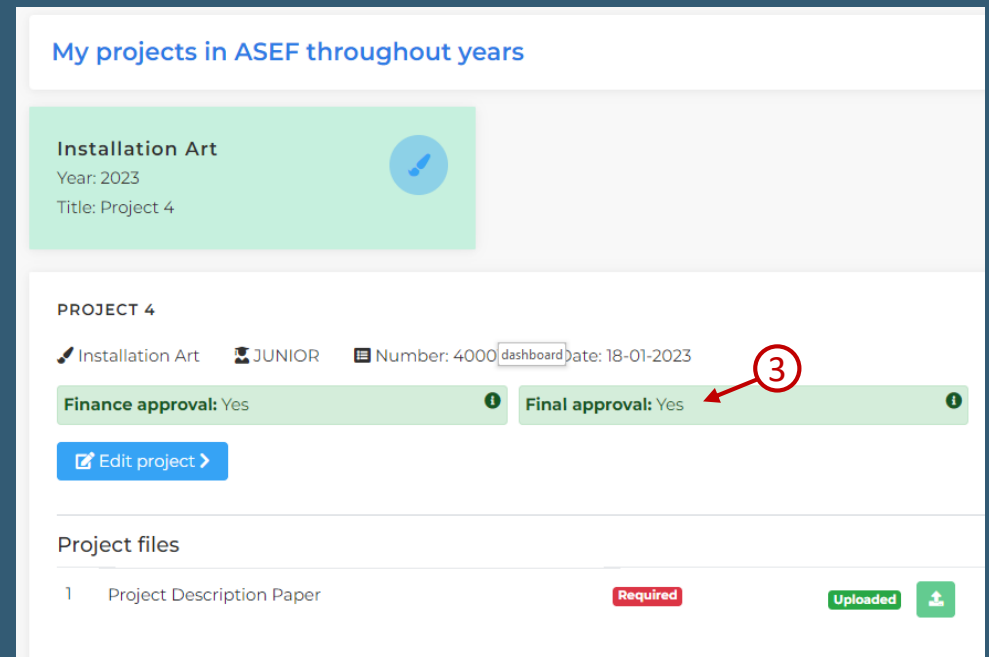
PROJECT 4
Installation Art JUNIOR Number: 40001 Date: 18-01-2023

Finance approval: Yes Final approval: Pending

Edit project >

Project files

1	Project Description Paper	Required	Uploaded	📄
---	---------------------------	----------	----------	---



My projects in ASEF throughout years

Installation Art
Year: 2023
Title: Project 4

PROJECT 4
Installation Art JUNIOR Number: 4000 dashboard Date: 18-01-2023

Finance approval: Yes Final approval: Yes

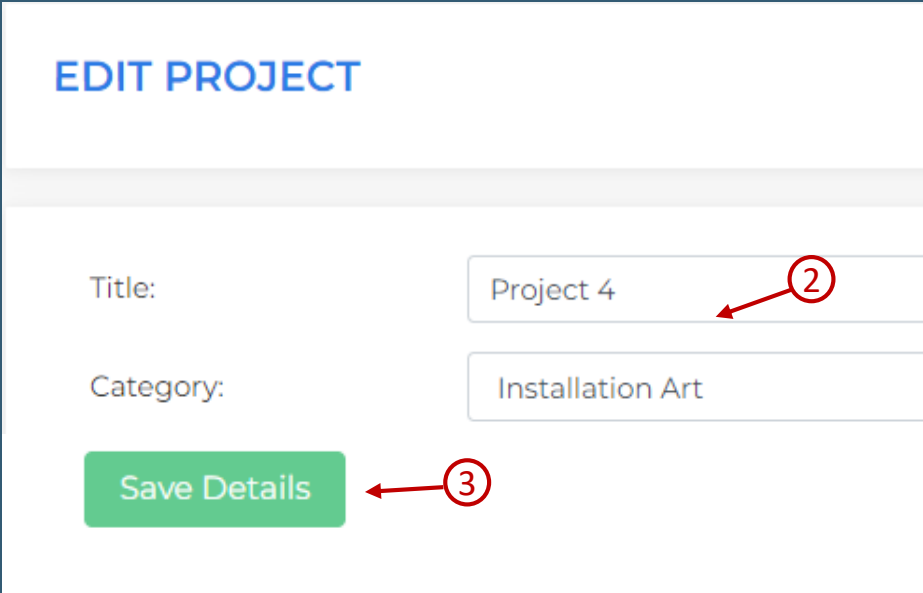
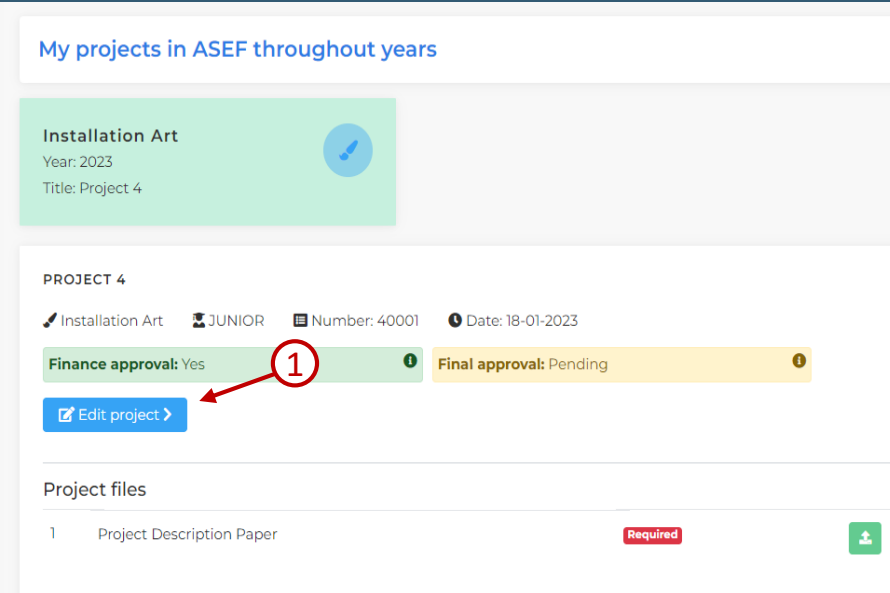
Edit project >

Project files

1	Project Description Paper	Required	Uploaded	📄
---	---------------------------	----------	----------	---

EDIT PROJECT

- ▶ To edit your project (only if the project has not yet been finally approved):
 1. Click the Edit Project button
 2. Edit your data
 3. Click the Save button.



ALBANIAN SCIENCE & ENGINEERING FAIR